

# FILTRATION GROUP

## TITAN FP FILTER



- State of the art rigid filtration
- Lightweight design
- High efficiency per ASHRAE 52.2
- Designed for use in VAV and constant velocity systems
- Aerodynamic design
- Integral handle for ease of transportation
- Suitable for high humidity
- UL 900 Class 2 (UL 900 Class 1 optional)



### DESCRIPTION

**T**he Titan FP is constructed with the highest quality components available. The high impact plastic frame, steel struts and micro-glass media work together to form an extremely rigid filter suitable for normal to hostile environments. The Titan FP is designed to be used in variable air volume (VAV) systems and recommended for use in constant velocity systems as well.

### BENEFITS

The Titan FP's proven V-bank design provides maximum airflow conditions, while providing nearly complete media utilization. Dead spots due to aluminum separators and other restrictions are virtually eliminated. The aerodynamic

construction minimizes, and in some cases eliminates, the need for prefiltration. The Titan FP is extremely light, reducing stress on the installer and promoting a safer work environment. The built-in-handle eases transporting the filters to the installation site.

### APPLICATIONS

The Titan FP is designed to handle nearly all types of conditions: 100% relative humidity, turbulent air flow, intermittent exposure to water, repeated fan shutdowns, desert and marine installations.

The Titan FP is engineered for hospitals, turbine, industrial, commercial and original equipment applications.

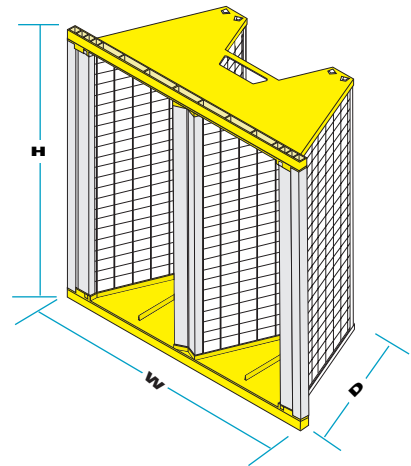


# FILTRATION GROUP

## TITAN FP FILTER

### DIMENSIONS AND PERFORMANCE DATA

SIZE	ACTUAL FILTER DIMENSIONS (H x W x D)	APPROX. WEIGHT POUNDS	MEDIA AREA (sq. ft.)
24 X 24 X 12	23 3/8 X 23 3/8 X 10 3/4	9	96
12 X 24 X 12	11 3/8 X 23 3/8 X 10 3/4	5.5	45



### TECHNICAL DATA

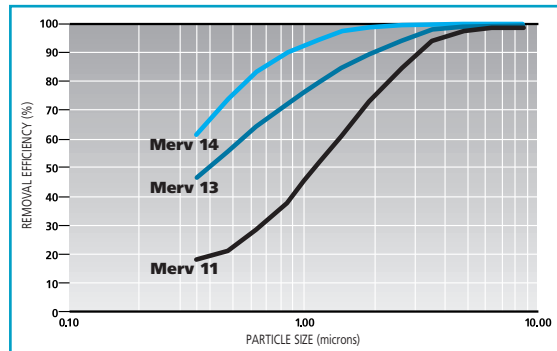
TITAN FP	24X24X12	MERV 11	MERV 13	MERV 14
Air Flow (cfm)	1500	<b>2000</b> 2500	1500 <b>2000</b> 2500	1500 <b>2000</b> 2500
Initial Pressure Drop ("w.g.)	0.17	<b>0.27</b> 0.40	0.30 <b>0.45</b> 0.61	0.35 <b>0.52</b> 0.70
* Comparable Atmospheric Efficiency (ASHRAE 52.1) @ 2000 cfm		60-65%	80-90%	90-95%

\*Reference ASHRAE 52.2 - 1999 Table E1

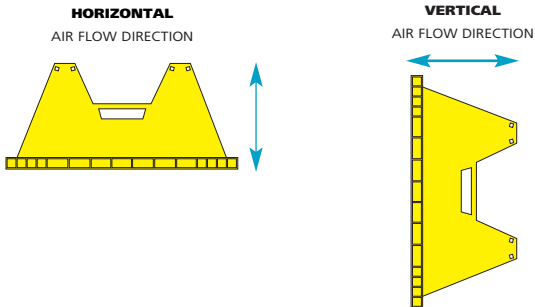
### APPLICATION PARAMETERS

Maximum Constant Temperature: 150° F  
 Flammability: UL 900 Class 2  
 UL 900 Class 1 (consult factory)  
 Media: Wet Laid Microglass  
 Relative Humidity: 100%  
 Recommended Final Pressure Drop: 1.5" w.g.

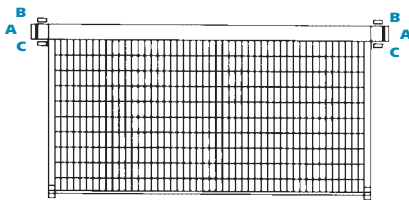
### INITIAL EFFICIENCY (ASHRAE Standard 52.2)



### AIR FLOW VERSATILITY

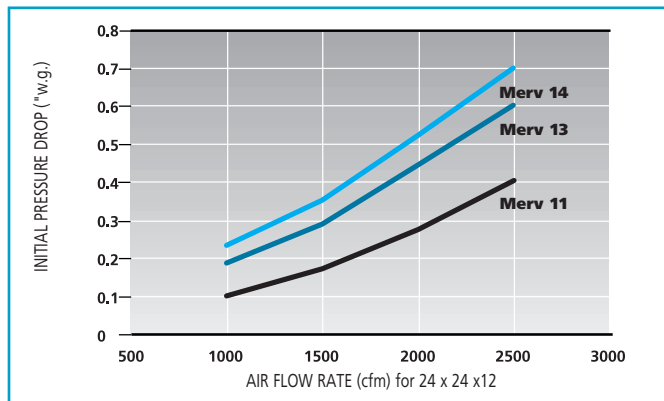


### GASKETING OPTIONS



**A** = SIDE GASKET  
**B** = UPSTREAM GASKET  
**C** = DOWNSTREAM GASKET

### NOMINAL AIR FLOW



### DISTRIBUTED BY

© FGI 11/03



# FILTRATION GROUP

FILTRATION GROUP  
 Phone: 877-FGI-TEAM (344-8326)  
 Fax: 800-518-1162  
 www.filtrationgroup.com  
 e-mail: aerostar@filtrationgroup.com

